



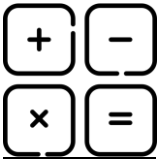











Year 1 Curriculum Overview - Summer 1

Please find information below about what your child will be learning about in each subject area over the next half term.

<p><u>Curriculum theme for this half term</u></p> 	<p>We will be learning all about forests and trees this half term as part of an overall termly topic "The Great Outdoors".</p>
<p><u>Reading - Books we will be reading this half term</u></p> 	 <p>WHERE THE WILD THINGS ARE STORY AND PICTURES BY MAURICE SENDAK</p> <p>The Story of Robin Hood Illustrated by Alan Mince</p>
<p><u>Writing</u></p> 	<p>We will be retelling the story of Where The Wild Things Are to Year 2 using exclamation marks, time openers and conjunctions. We will make our own version of the story and make it into a book to share with parents. We will use adjectives and learn about suffixes (ed/ing). We will also write a letter to our local MP about the Lodge grounds.</p>
<p><u>Maths</u></p> 	<p>Counting to 50 Multiplication and division- Count in 2s, 10s and 5s make and add equal groups make arrays, make doubles Fractions - find half a shape or a quantity, share equally, find a quarter of a shape or a quantity.</p>
<p><u>Science</u></p> 	<p>Plants -we will be learning the names of common plants and trees in our local area and identifying them through leaves. We will investigate how different plants grow by working scientifically -observing and noticing changes, comparing.</p>
<p><u>Geography</u></p> 	<p>We will learn what a forest is, how they are important for humans, what is happening to them in the world and how we can look after them. We will learn to use a simple map to navigate around Bestwood Woods.</p>

<p><u>History</u></p> 	<p>We will learn about the impact of Robin Hood on the surrounding area.</p>
<p><u>Art</u></p> 	<p>We will study the artists Oliver Jeffers and Eloise Renouf. We will use the inspiration to create rubbings and print with natural materials. We will then create a collaborative piece of art for the classroom.</p>
<p><u>Design Technology (DT)</u></p> 	<p>We will create a castle with a stable standing structure attached.</p>
<p><u>Religious Education (RE)</u></p> 	<p>How do we know babies are special? We will study how a variety of religions including Christianity and Islam welcome babies into their families.</p>
<p><u>Personal, Social and Health Education (PSHE)</u></p> 	<p>The theme of relationships will help us explore our relationships with our families and friends. We will learn how to make new friends and how to be our own friend. We will also explore who can help us with friendships.</p>
<p><u>Music</u></p> 	<ul style="list-style-type: none"> • Our theme for music is Fairy Tales where we will learning about sound patterns and using our voice to create different effects. We will work towards a finished piece of music to accompany the story of The Three Little Pigs.
<p><u>Physical Education (PE)</u></p> 	<p>We will be learning to throw, catch and hit a ball safely. We will be learning these in the context of playing a simple version of cricket, learning to bat, field and keep simple scores.</p>