






<p>Celebrations from last half term</p> 	<p>We loved learning all about animals last half term. Thank you to everyone who brought their pets to visit. We loved meeting them!</p> 
<p>Key dates for EYFS</p> 	<p>Friday 17<sup>th</sup> April 8:40 on wards- 'Gardening day'- children are welcome to wear brightly coloured clothes to school. Children are also welcome to bring seeds/flowers/plants for us to plant in our EYFS garden, grown-ups are welcome to stay for this!</p> <p>Thursday 23<sup>rd</sup>/Thursday 30<sup>th</sup> April- FI parents and carers evening.</p> <p>Thursday 23<sup>rd</sup> April- EYFS sponsored walk for the Donkeys!</p> <p>Wednesday 29<sup>th</sup> April- Donkey visit in school.</p> <p>Monday 4<sup>th</sup> May- Bank holiday</p> <p>Thursday 21<sup>st</sup> May- Go outdoors topic celebration! From 2pm- more information to follow</p> <p>Friday 22<sup>nd</sup> May- end of half term</p> <p>Monday 1<sup>st</sup> June- INSET DAY</p> <p>Tuesday 2<sup>nd</sup> June- Return to school</p>
<p>Reminders</p> 	<ul style="list-style-type: none"> <li>• Please leave your child at the door in the morning to further their independence.</li> <li>• Children need to be in school uniform, with a school/blue jumper cardigan.</li> <li>• Please provide your child with spare clothes, just in case!</li> <li>• Please ensure all belongings are labelled with children's names.</li> </ul>
<p>How can you help at home?</p> 	<ul style="list-style-type: none"> <li>• Practice putting shoes on- this is a great skill for children in EYFS to master!</li> <li>• Talking about our new topic, using the knowledge mat- communication development is very important in EYFS.</li> <li>• Keep sending in pictures of key family events or anything you have done linked to our topics. We love to share these.</li> <li>• Visiting the library, exploring different books/stories together.</li> </ul>

### Forest school



- Every Wednesday afternoon, children in EYFS take part in forest school. We will be going outside into our very own Warren forest to explore the changing nature, the wildlife and plants.
- Please provide your child with wellies and waterproofs/overalls for this day if you have them! Forest school can get muddy but it is a great way to develop children's understanding of the natural world.

### Foundation 2 specific information

#### PE this half term for Foundation 2



PE day reminder- PE is on a Thursday  
PE kit reminder - Children need to come to school dressed in their school PE kit.

Children in F1 develop their physical development in our outdoor classroom.

#### Homework



Each half term, a knowledge mat will be shared. This includes talking points (topics to discuss with your child), example of books we are reading and a selection of projects to choose from!

Children will also bring home flashcards. This may include numbers, key sounds they are working on, words or tricky words (words they can't always sound out). It would be great if when reading with your child, you take some time to practice these. It has a fantastic impact on their progress!

#### Reading at home



Children should be reading at home every day. This can be as little as 5 minutes, but this makes all the difference! Every book has phonics sounds, tricky words and key vocabulary for the children to practice. Ask your child questions about the story, what words mean and to point key pictures out etc.

Please bring these to school every day and we will change the children's books when they are ready to move on!