







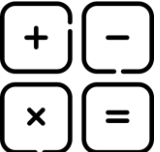












Year 6 Curriculum Overview - Autumn 1

Please find information below about what your child will be learning about in each subject area over the next half term.

| | |
|---|--|
| <p><u>Curriculum theme for this half term</u></p>  | <p>World War 2</p>    |
| <p><u>Reading - Books we will be reading this half term</u></p>  |   |
| <p><u>Writing</u></p>  | <p>This half term, we will be:</p> <ul style="list-style-type: none"> • Constructing a setting description describing a World War 2 battlefield • Writing a character description of Queenie from Letters from the Lighthouse • Writing a diary entry from the perspective of Olive from Letters from the Lighthouse |
| <p><u>Maths</u></p>  | <p>Number and Place Value</p> <ul style="list-style-type: none"> • read, write, order and compare numbers up to 10,000,000 and determine the value of each digit • round any whole number to a required degree of accuracy • use negative numbers in context, and calculate intervals across 0 • solve number and practical problems that involve all of the above <p>Number- Addition, subtraction, multiplication and division</p> <ul style="list-style-type: none"> • multiply multi-digit numbers up to 4 digits by a two-digit whole number using the formal written method of long multiplication • divide numbers up to 4 digits by a two-digit whole number using the formal written method of long division, and interpret remainders as whole number remainders, fractions, or by rounding, as appropriate for the context. |

| | |
|--|--|
| <u>Science</u>  | <p>In science we are learning how light travels and how this impacts how we see objects. We will also discover more about shadow and how these are created.</p> |
| <u>Geography</u>  | <p>As geographers we will be identifying and locating the countries which were impacted by the Second World War.</p> |
| <u>History</u>  | <p>In history, we are learning all about the key events of World War 2 and the reasons why it started. We will also think about what it would be like to be evacuated.</p> |
| <u>Art</u>  | <p>As artists we will be creating sketches and drawings inspired by the work of Salvador Dali. We will be developing our mark making skills further whilst working on using shading to add depth and impact to our artwork.</p> |
| <u>Religious Education (RE)</u>  | <p>During RE lessons we will be discussing the question 'Why does religion look different around the world?' We will compare similarities and differences between the Abrahamic religions and will consider how culture can affect religious traditions.</p> |
| <u>Personal, Social and Health Education (PSHE)</u>  | <p>In PSHE we will be learning all about being me in my world. We will be learning to discover more about ourselves and why we are special.</p> |
| <u>Music</u>  | <p>As musicians we will be working with Mr Stanton to develop our performance skills further. We will also be learning to compose and appraise our own musical pieces.</p> |
| <u>Physical Education (PE)</u>  | <p>In PE we will be developing our athletics skills. We will be working on improving our running distance and speed. In addition we will be continuing to develop our jumping and throwing techniques.</p> |
| <u>French</u>  | <p>In French we will be learning all about vocabulary related to World War 2. We will also be practising conversational and written French.</p> |
| <u>Computing</u>  | <p>In Computing we will be learning all about coding.</p> |