




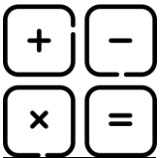












## Year 3 Curriculum Overview - Summer 1

Please find information below about what your child will be learning about in each subject area over the next half term.

<p><u>Curriculum theme for this half term</u></p> 	<p><u>Our Theme will Ancient Egypt</u></p> 
<p><u>Reading - Books we will be reading this half term</u></p> 	
<p><u>Writing</u></p> 	<p><u>We will be writing:</u></p> <ul style="list-style-type: none"> <li>• A newspaper report about the Egyptians</li> <li>• Instructions on how to make a mummy.</li> <li>• A non-chronological report in the style of a web page.</li> </ul>
<p><u>Maths</u></p> 	<p><u>Our Maths units will be:</u></p> <ul style="list-style-type: none"> <li>• Capacity using litres and millilitres.             <ul style="list-style-type: none"> <li>• Fractions</li> <li>• Money</li> </ul> </li> </ul>
<p><u>Science</u></p> 	<p><u>Light</u></p> <ul style="list-style-type: none"> <li>• We will exploring what light is and what it can do. We will investigate materials that light can travel through, and use this to help us explore how shadows are formed.</li> </ul>
<p><u>Geography</u></p> 	<p><u>Egypt</u></p> <ul style="list-style-type: none"> <li>• In the context of our history topic, there will be a focus on what Egypt is like as a country and where in the world it is.</li> </ul>
<p><u>History</u></p> 	<p><u>Ancient Egypt</u></p> <ul style="list-style-type: none"> <li>• We will explore the timeline of when the Ancient Egyptians lived, and this half term we will also explore Pharaohs, mummification and gods.</li> </ul>

<p><u>Design Technology (DT)</u></p> 	<p><u>Structure</u></p> <ul style="list-style-type: none"> <li>We will be looking at the pyramids as a basis of how to build a strong structure, and then selecting the right materials to create a strong structure.</li> </ul>
<p><u>Religious Education (RE)</u></p> 	<p><u>Why is water symbolic?</u></p> <ul style="list-style-type: none"> <li>We will be looking at how water is represented in different religions and why it is important.</li> </ul>
<p><u>Personal, Social and Health Education (PSHE)</u></p> 	<p><u>Relationships</u></p> <ul style="list-style-type: none"> <li>We will be exploring how to have healthy relationships within families and friendship groups, and the importance of our role.</li> </ul>
<p><u>Music</u></p> 	<p><u>Mr Stanton</u></p> <ul style="list-style-type: none"> <li>We will be having music lessons with Mr Stanton this half term, exploring how to play a range of different instruments.</li> </ul>
<p><u>Physical Education (PE)</u></p> 	<p><u>Basketball</u></p> <ul style="list-style-type: none"> <li>The children will begin to apply throwing, catching and shooting skills in a team game of basketball, and learn the rules of a proper game.</li> </ul>
<p><u>French</u></p> 	<p><u>Ice Cream</u></p> <ul style="list-style-type: none"> <li>We will be learning how to ask for different flavours of ice cream in French.</li> </ul>
<p><u>Computing</u></p> 	<p><u>Databases and simulations</u></p> <ul style="list-style-type: none"> <li>The children will be exploring and understanding how a database works and how to use one, and exploring how simulations can help with real-world problems.</li> </ul>